

Harmony Brights Summer Mystery Sew Along  
by Wendy Sheppard  
Finished Quilt Size: 46" x 66"

### **July 23rd installment**

#### **Goal: Constructing row units**

#### **Introduction & Identification**

The Harmony Brights Strip Roll includes 4 basic prints (weave, leaf, swirl and spiral square) in 7 main color groups (red, orange, yellow, blue, green, purple and pink). Identify the prints, and separate them into groups. Use the strips as indicated in the instructions.

wof = width of fabric

Sew with 1/4" seam allowance

#### **Making Bright Row Units**

#### **Materials**

Strips

geranium leaf, carrot spiral square, crocus leaf, bubble gum swirl, deep ocean spiral square, marine swirl, tangerine swirl, royal spiral square, sunflower swirl, melon weave

#### **Cutting**

From each strip, cut: (10) 2-1/2" squares

#### **Assembly**

1. Lay out (5) 2-1/2" squares in the following order: marine, tangerine, royal, sunflower and melon. Sew the squares together to make a bright row unit 1. Repeat to make a total of 10 bright row unit 1.



Make 10

2. Lay out (5) 2-1/2" squares in the following order: geranium, carrot, crocus, bubble gum and deep ocean. Sew the squares together to make a bright row unit 2. Repeat to make a total of 10 bright row unit 2.



Make 10

### Making Pastel Row Units

#### Materials

Strips

2 cloud blue weave, 2 powder pink weave, 2 butter weave, lilac weave/melon weave, butter cream weave, powder blue weave, turquoise blue weave, green mist weave, cotton candy weave, peony weave, soft green weave

#### Cutting

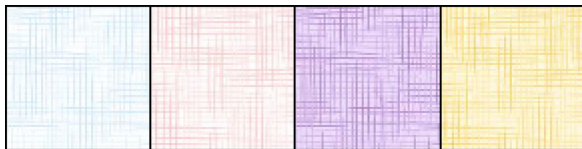
From the cloud blue, powder pink and butter strips, cut: (20) 2-1/2" squares

From lilac weave strip, cut: (8) 2-½" squares / From melon weave strip, cut: (2) 2- ½" squares

From each of the remaining strips, cut: (10) 2-1/2" squares


#### Assembly

1. Lay out (4) 2-1/2" squares in the following order: cloud blue, powder pink, lilac and butter cream. Sew the squares together to make a pastel row unit 1. Make a total of 8 pastel row unit 1a.




Make 8

- Lay out (4) 2-1/2" squares in the following order: cloud blue, powder pink, melon and butter cream. Sew the squares together to make a pastel row unit 1. Make a total of 2 pastel row unit 1b.



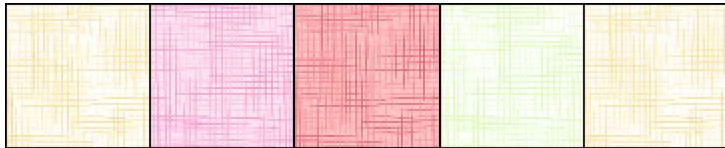
Make 2

2. Lay out (5) 2-1/2" squares in the following order: cloud blue, powder pink, powder blue, turquoise blue and green mist. Sew the squares together to make a pastel row unit 2. Make a total of 10 pastel row unit 2.



Make 10

3. Lay out (5) 2-1/2" squares in the following order: butter, cotton candy, peony, soft green and butter. Sew the squares together to make a pastel row unit 3. Make a total of 10 pastel row unit 3.



Make 10